


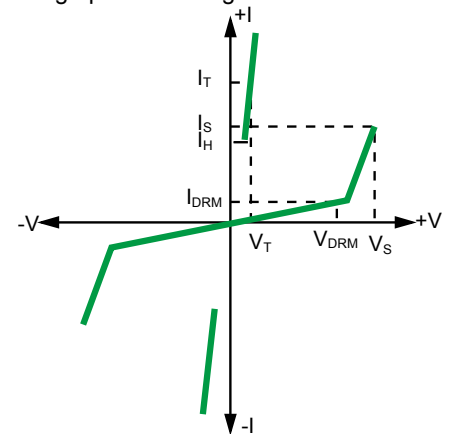
Description

Prisemi POVxxxxSA (SMA) protects central office accesses and customer premise equipments against overvoltage on communication line. Such as CCD and DVR video line, modems, line cards, fax machines, and other CPE. The devices are used to enable equipment to meet various regulatory requirements including GR 1089, ITU K.20, K.21 and K.45, IEC 60950, UL 60950, and TIA-968 (formerly known as FCC Part 68).


Feature

Compared to surge suppression using other technologies, POVxxxxSA offer absolute surge protection regardless of the surge current available and the rate of applied voltage (dv/dt).

- Cannot be damaged by voltage
- Eliminate hysteresis and heat dissipation typically found with clamping devices
- Eliminate voltage overshoot caused by fast-rising transients
- Are non-degenerative
- Will not fatigue
- Have low capacitance, making them ideal for high-speed transmission equipment


Electrical Parameters

Part Number	V _{DRM} (V)	V _S (V)	V _T (V)	I _{DRM} (μA)	I _S (mA)	I _T (A)	I _H (mA)	C (pF)
POV0080SA	6	25	4	5	800	2.2	80	60
POV0300SA	25	40	4	5	800	2.2	80	60
POV0640SA	58	77	4	5	800	2.2	150	60
POV0720SA	65	88	4	5	800	2.2	150	60
POV0900SA	75	98	4	5	800	2.2	150	55
POV1100SA	90	130	4	5	800	2.2	150	55
POV1300SA	120	160	4	5	800	2.2	150	55
POV1500SA	140	180	4	5	800	2.2	150	55
POV1800SA	170	220	4	5	800	2.2	150	50
POV2300SA	190	260	4	5	800	2.2	150	50
POV2600SA	220	300	4	5	800	2.2	150	45
POV3100SA	275	350	4	5	800	2.2	150	45
POV3500SA	320	400	4	5	800	2.2	150	40

Over-voltage Protection Thyristor

Notes: ALL measurements are made at an ambient temperature of 25°C. I_{pp} applies to -40°C through +85°C temperature range.

V_{DRM} is measured at I_{DRM}.

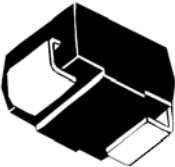
V_S is measured at 100V/μs.

Off-state capacitance is measured at 1MHz with a 2V bias.

Surge Ratings

Series	I _{PP} 2x10 μs Amps	I _{PP} 8x20 μs Amps	I _{PP} 10x160 μs Amps	I _{PP} 10x560 μs Amps	I _{PP} 10x1000 μs Amps	I _{TSM} 60 Hz Amps	di/dt Amps/μs
A	150	150	90	50	50	20	500

Thermal Considerations

Package SMA	Symbol	Parameter	Value	Unit
	T _J	Operating Junction Temperature	- 40 to +150	°C
	T _S	Storage Temperature Range	- 65 to +150	°C
	R _{BJA}	Thermal Resistance: Junction to Ambient	90	°C/W

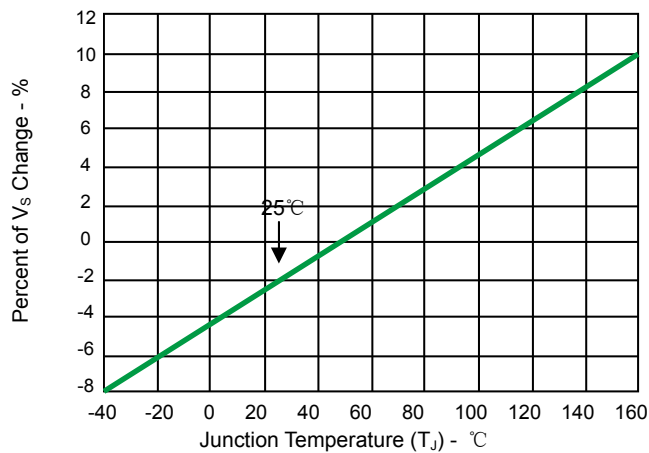


Fig 1. Normalized V_S Change vs. Junction Temperature

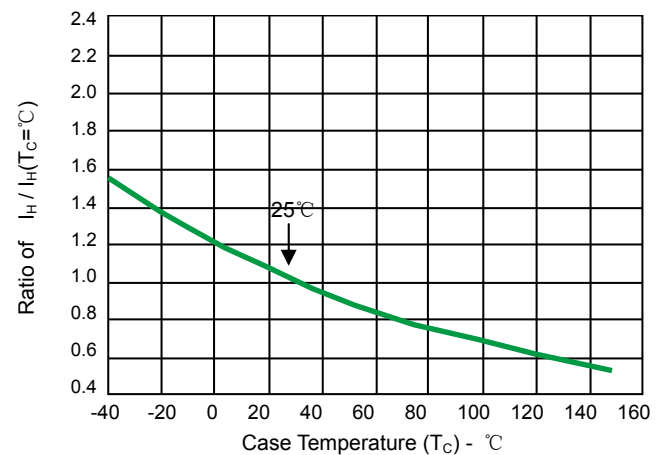


Fig 2. Normalized DC Holding Current versus Case Temperature

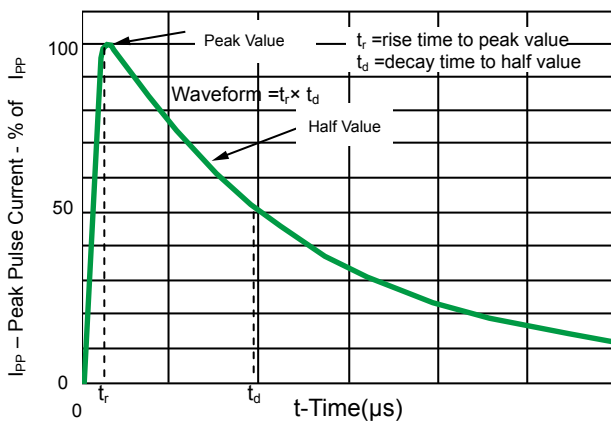
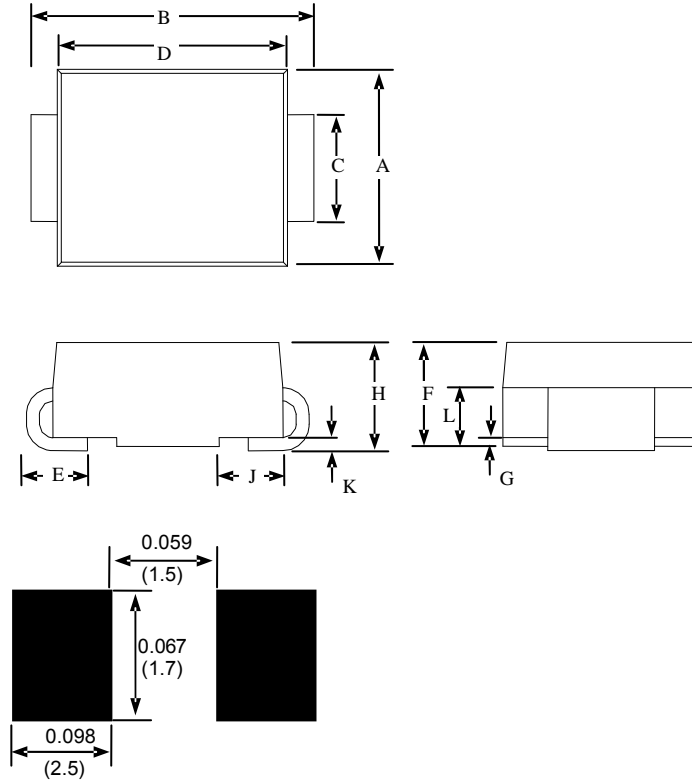



Fig 3. t_r × t_d Pulse Wave-form

Product dimension(SMA)


DIMENSIONS ARE : $\frac{\text{INCHES}}{\text{(Millimeters)}}$

Dimension	Inches		Millimeters	
	MIN	MAX	MIN	MAX
A	0.08	0.11	2.1	2.7
B	0.18	0.20	4.7	5.3
C	0.05	0.06	1.2	1.7
D	0.16	0.18	4.0	4.5
E	0.03	0.05	0.9	1.4
F	0.06	0.08	1.7	2.2
G	0.00	0.00	0.0	0.2
H	0.06	0.09	1.7	2.3
J	0.03	0.05	0.8	1.3
K	0.00	0.01	0.2	0.3
L	0.03	0.04	0.9	1.2


IMPORTANT NOTICE

 and **Prisemi**[®] are registered trademarks of **Prisemi Electronics Co., Ltd** (Prisemi). Prisemi reserves the right to make changes without further notice to any products herein. Prisemi makes no warranty, representation or guarantee regarding the suitability of its products for any particular purpose, nor does Prisemi assume any liability arising out of the application or use of any product or circuit, and specifically disclaims any and all liability, including without limitation special, consequential or incidental damages. “Typical” parameters which may be provided in Prisemi data sheets and/or specifications can and do vary in different applications and actual performance may vary over time. All operating parameters, including “Typicals” must be validated for each customer application by customer’s technical experts. Prisemi does not convey any license under its patent rights nor the rights of others. The products listed in this document are designed to be used with ordinary electronic equipment or devices, Should you intend to use these products with equipment or devices which require an extremely high level of reliability and the malfunction of with would directly endanger human life (such as medical instruments, aerospace machinery, nuclear-reactor controllers, fuel controllers and other safety devices), please be sure to consult with our sales representative in advance.

Website: <http://www.prisemi.com>

For additional information, please contact your local Sales Representative.

©Copyright 2009, Prisemi Electronics

 **Prisemi**[®] is a registered trademark of Prisemi Electronics.

All rights are reserved.