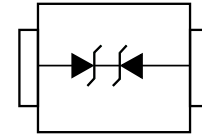


Description

Prisemi's PELB5VB3 protects central office access and customer premise equipment against ESD and lightning on the telecom line and others.

DO-214AA solid state protection devices protect telecommunications equipment such as modems, line cards, fax machines, and other CPE.

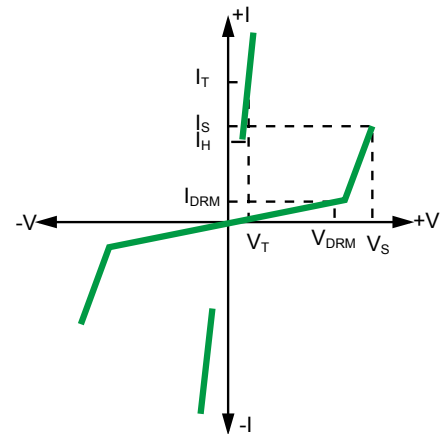
The device is used to enable equipment to meet various regulatory requirements including IEC61000-4-2, IEC62000-4-5, GR 1089, ITU K.20, K.21 and K.45, IEC 60950, UL 60950, and TIA-968 (formerly known as FCC Part 68).



Feature

Compared to surge suppression using other technologies, PELB5VB3 offer absolute surge protection regardless of the surge current available and the rate of applied voltage (dv/dt). PELB5VB3:

- Cannot be damaged by ESD and lightning
- Eliminate hysteresis and heat dissipation typically found with clamping devices
- Eliminate voltage overshoot caused by fast-rising transients
- Have low capacitance, making them ideal for high-speed transmission equipment



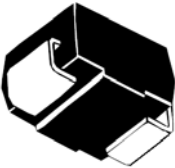
Electrical Parameters

Parameter	Symbol	Conditions	Min.	Typ.	Max.	Units
Reverse Stand-off Voltage	V_{RWM}				5	V
Reverse Breakdown Voltage	V_{BR}	$I_t = 1mA$	6.2			V
Reverse Leakage Current	I_R	$V_{RWM} = 5V$ $T=25^{\circ}C$			1	μA
Junction Capacitance	C_j	$V_R=2V$ $f = 1MHz$		115		pF
Hold Current	I_H			115		mA

Surge Ratings

Series	I_{PP} 2x10 μs Amps	I_{PP} 8x20 μs Amps	I_{PP} 10x160 μs Amps	I_{PP} 10x560 μs Amps	I_{PP} 10x700 μs Amps	I_{PP} 10x1000 μs Amps	I_{TSM} 60 Hz Amps	di/dt Amps/ μs
B	500	400	250	150	150	100	30	500

Thermal Considerations

Package DO-214AA	Symbol	Parameter	Value	Unit
	T_J	Operating Junction Temperature	- 40 to +150	$^{\circ}\text{C}$
	T_S	Storage Temperature Range	- 65 to +150	$^{\circ}\text{C}$
	R_{BJA}	Thermal Resistance: Junction to Ambient	90	$^{\circ}\text{C}/\text{W}$

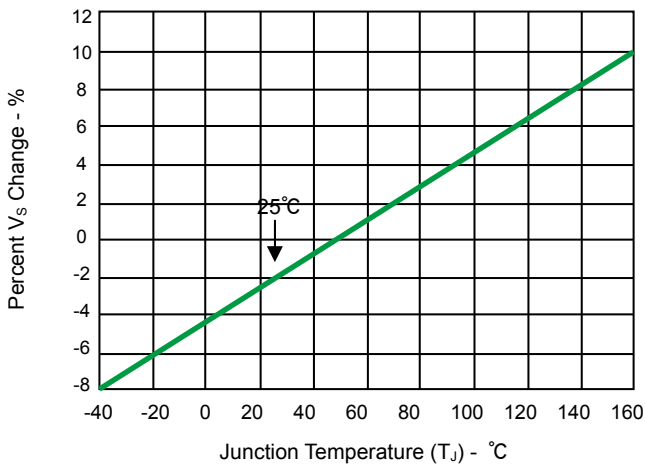


Fig 1. Normalized V_S Change vs. Junction Temperature

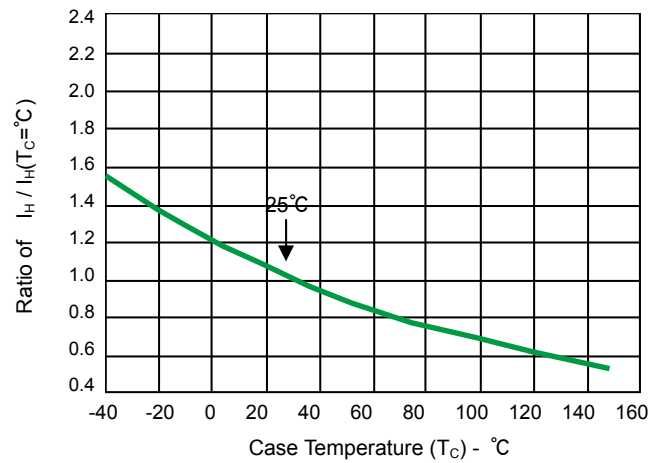


Fig 2. Normalized DC Holding Current versus Case Temperature

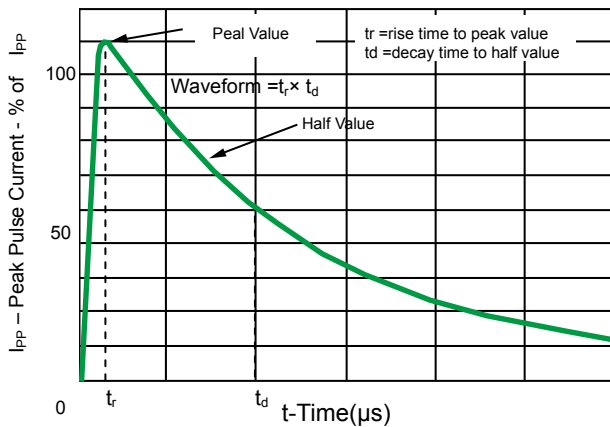
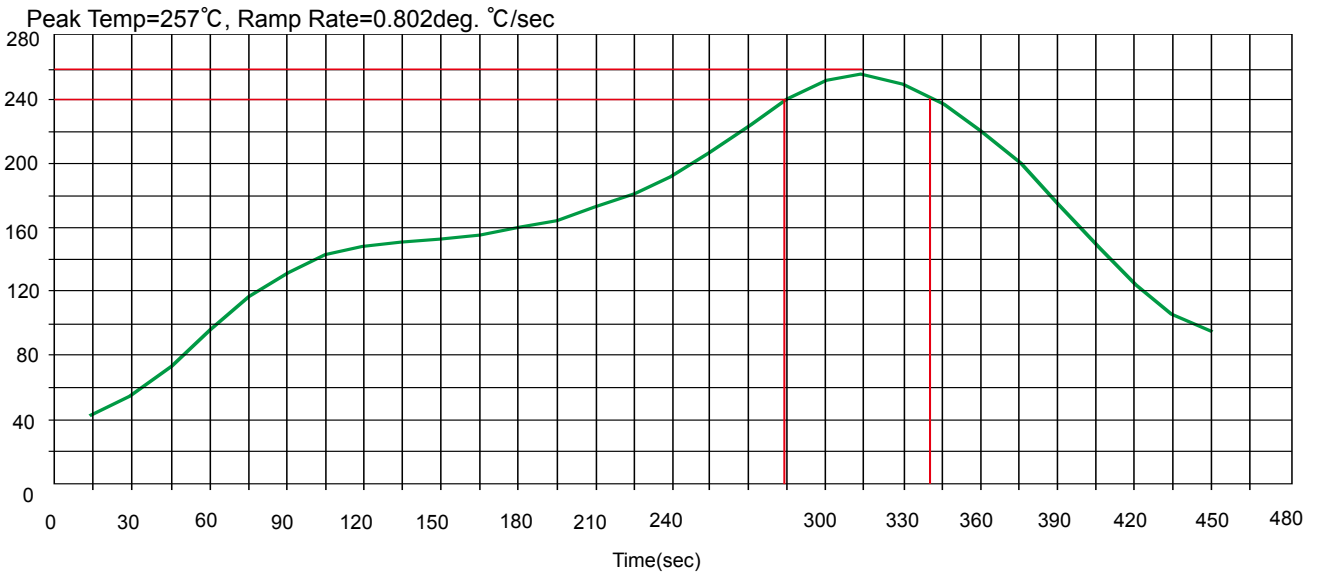
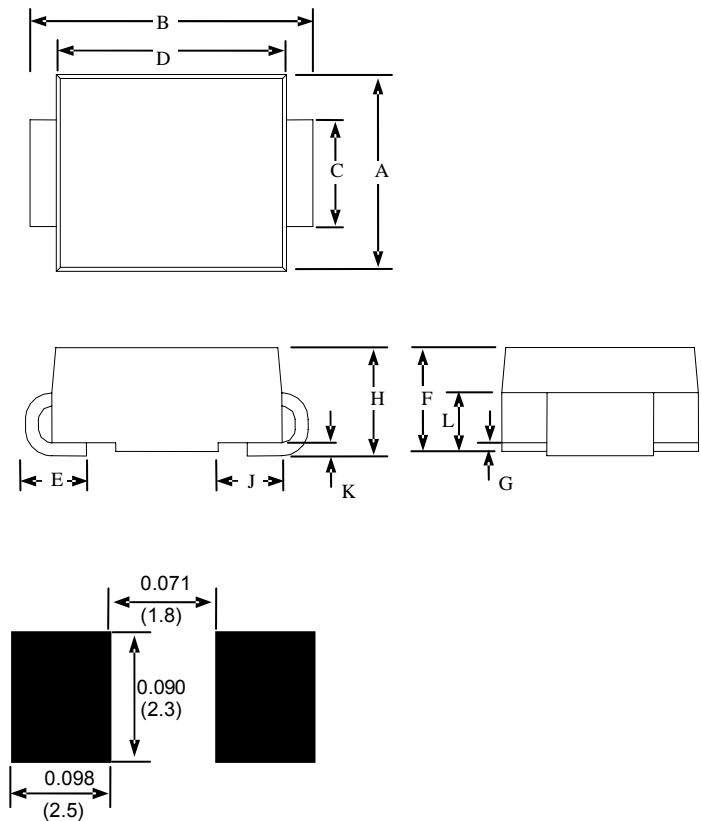


Fig 3. $t_r \times t_d$ Pulse Wave-form

Solder Reflow Recommendation



Product dimension(DO-214AA/SMB)




DIMENSIONS ARE : INCHES
(Millimeters)

Dimension	Inches		Millimeters	
	MIN	MAX	MIN	MAX
A	0.134	0.155	3.40	3.94
B	0.205	0.220	5.21	5.59
C	0.075	0.083	1.90	2.11
D	0.166	0.185	4.22	4.70
E	0.036	0.056	0.91	1.42
F	0.073	0.087	1.85	2.10
G	0.002	0.008	0.05	0.20
H	0.077	0.094	1.95	2.40
J	0.043	0.053	1.09	1.35
K	0.008	0.014	0.20	0.35
L	0.039	0.049	0.99	1.24

Ordering information

Device	Package	Shipping
PELB5VB3	SMB(Pb-Free)	3000 / Tape & Reel


IMPORTANT NOTICE

 and **Prisemi**[®] are registered trademarks of **Prisemi Electronics Co., Ltd (Prisemi)** ,Prisemi reserves the right to make changes without further notice to any products herein. Prisemi makes no warranty, representation or guarantee regarding the suitability of its products for any particular purpose, nor does Prisemi assume any liability arising out of the application or use of any product or circuit, and specifically disclaims any and all liability, including without limitation special, consequential or incidental damages. “Typical” parameters which may be provided in Prisemi data sheets and/or specifications can and do vary in different applications and actual performance may vary over time. All operating parameters, including “Typicals” must be validated for each customer application by customer’s technical experts. Prisemi does not convey any license under its patent rights nor the rights of others. The products listed in this document are designed to be used with ordinary electronic equipment or devices, Should you intend to use these products with equipment or devices which require an extremely high level of reliability and the malfunction of with would directly endanger human life (such as medical instruments, aerospace machinery, nuclear-reactor controllers, fuel controllers and other safety devices), please be sure to consult with our sales representative in advance.

Website: <http://www.prisemi.com>

For additional information, please contact your local Sales Representative.

©Copyright 2009, Prisemi Electronics

 **Prisemi**[®] is a registered trademark of Prisemi Electronics.

All rights are reserved.